

# Thanks for downloading the “Froggy’s Finances” Board Game by Galloping Games LLC!

Thank you for downloading our monthly freebie! Learn the value of coins and practice addition with this fun printable board game. There are four spinners to adapt the game to different learning levels.

2 player game

## Materials:

Pencil

Paper Clip

2 place markers of your choice (coins, pebbles, erasers, etc.)

Paper to print Game Board, spinner, and chart

(we recommend cardstock for the game board and spinner)

Tape

Scissors

## Instructions:

Help the Froggy save up money in his Froggy Fund!

## Ready

Gather your pencil, paper clip, scissors, and place markers of your choice (coins, pebbles, erasers, etc.). Cut out your printed spinner of choice. Tape the game board together and lay it on a flat surface to begin playing.

## Set

Place your markers on Froggy to start the game. There are two options to decide who wins. The first person to make his/her way to Froggy's Fund is the winner OR whoever saves more money for Froggy by the end is the winner. Use the chart to keep track of how much money you spin every turn and add it up at the end.

## Go

### Solo Play:

Spin the spinner of your choice using the pencil and paper clip. Jump to the closest lily pad that matches the value of the coin that your spinner landed on. Write down that value in the chart. At the end of the game, add up your values to see how much Froggy saved.

### Partner Play:

On your turn, spin the spinner of your choice using the pencil and paper clip. Jump to the closest lily pad that matches the value of the coin that your spinner landed on. Write down that value in the chart. At the end of the game, add up your values to see how much Froggy saved. Take turns spinning the spinner. Remember, you can win either by getting to the piggy bank first, OR if you helped Froggy save more money in the end (the total on your chart).

## Follow us:

On Facebook,  
Instagram, Twitter,  
and Pinterest  
[@gallopinggamesllc](https://www.instagram.com/gallopinggamesllc)



All graphics by  
Galloping Games LLC.

Font: Hoppin Hollyn by  
Stephany Dillon



# Froggy's Finance Chart

How much did you help Froggy Save?

Player Name:	Player Name:
¢	¢
¢	¢
¢	¢
¢	¢
¢	¢
¢	¢
¢	¢
¢	¢
¢	¢
¢	¢
¢	¢
¢	¢
¢	¢
¢	¢
¢	¢
Total Froggy Saved:	Total Froggy Saved:

# Choose your spinner!

Each spinner offers a different level of challenge ranging from 1-4, 1 being the easiest and 4 being the most challenging.

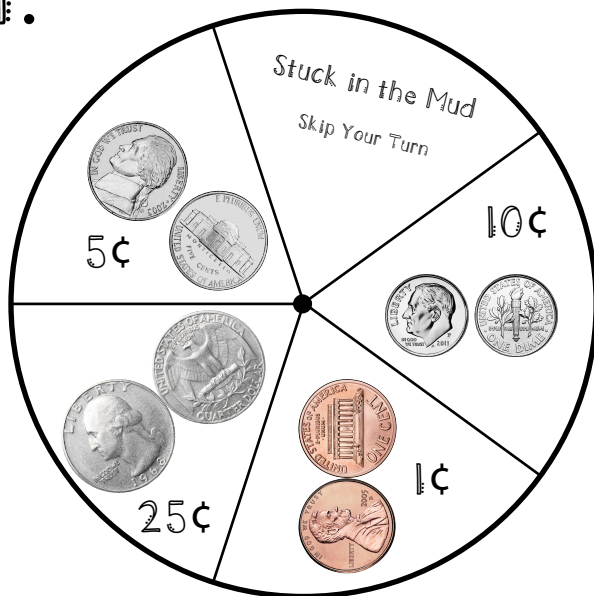
Put a paper clip on the spinner with the edge over the middle dot.

Put a pen or pencil tip through the end of the paper clip.

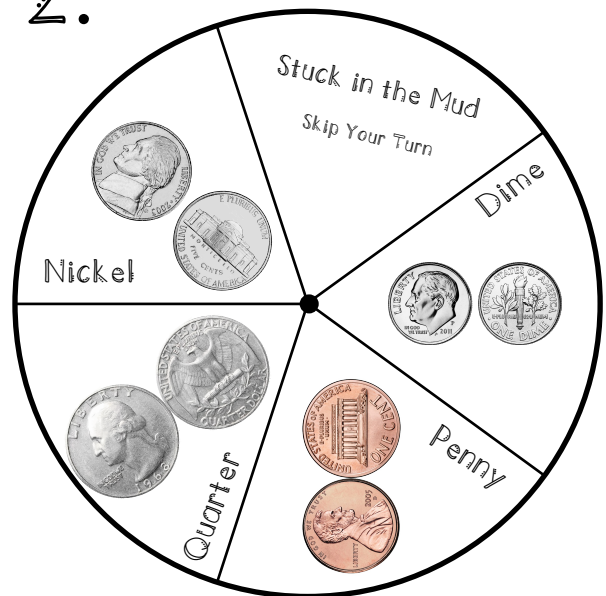
Keep the pencil or pen tip on the middle dot.

Flick the paper clip to spin.

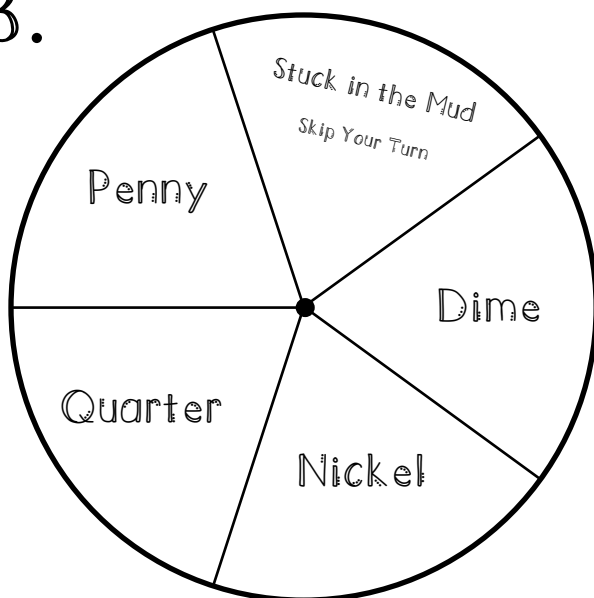
1.



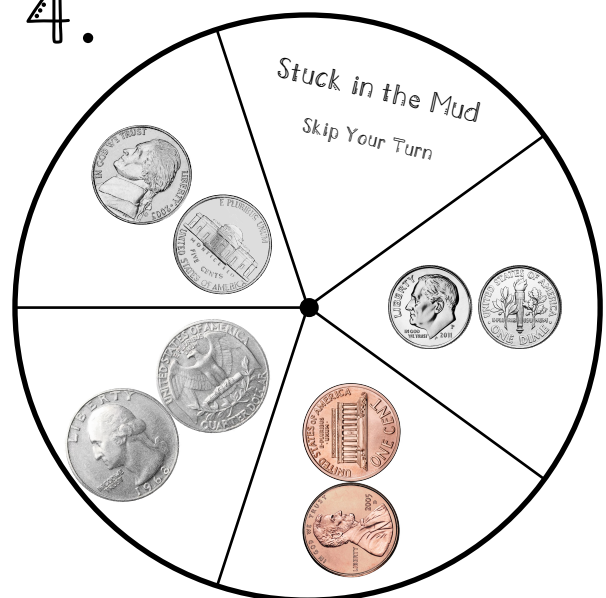
2.



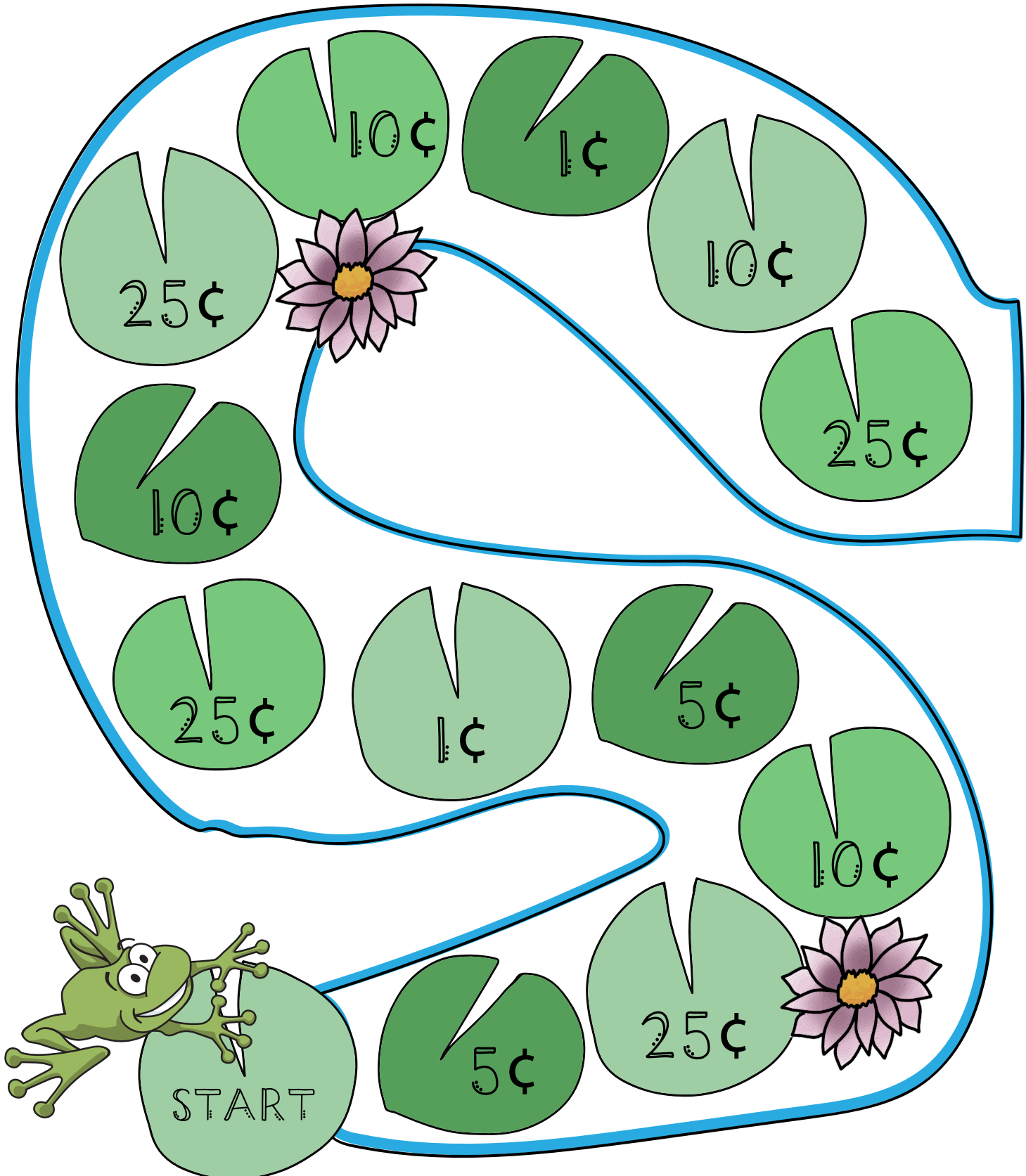
3.



4.

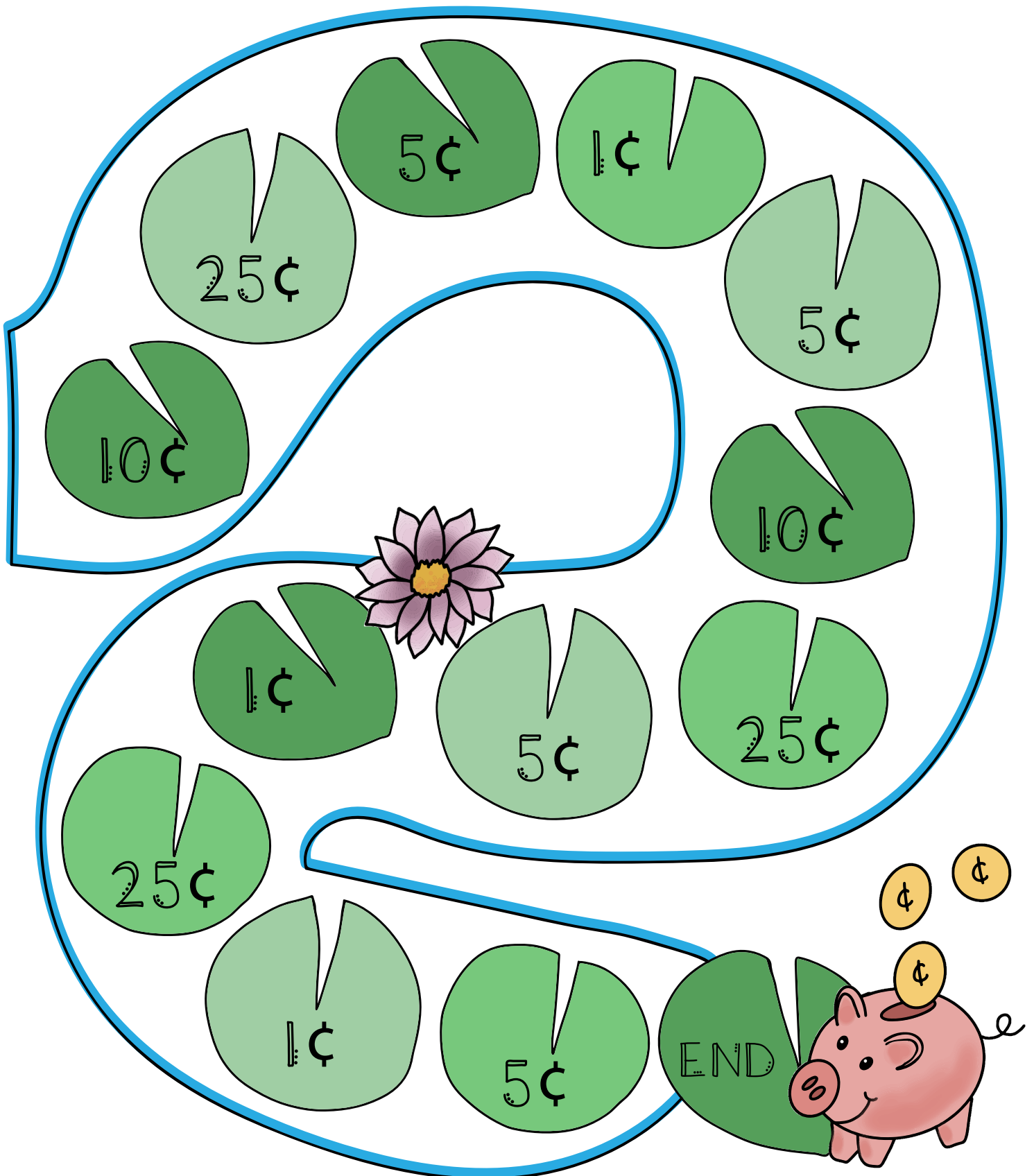


# Froggy's



How much will Froggy save?

# Finances



Froggy's Fund