

Thanks for downloading the Rainbow Race Board Game by Galloping Games LLC!

Thank you for downloading our March freebie! Happy St. Patrick's Day! Since COVID-19 has children learning at home, we decided to give away a fun educational game that your children can play with just a few materials. There are three game boards to adapt to different age ranges/learning levels. One game board is for addition, the second is subtraction, and the last one is for multiplication.

Materials:

2 dice

2 place markers of your choice (coins, pebbles, toy people, etc.)

Paper to print the game board on (we recommend cardstock)

Tape

Instructions:

Help the leprechaun find his way to the pot of gold!

Ready

Gather 2 dice and 2 place markers of your choice (coins, pebbles, toy people, etc.). Tape the game board together and lay it on a flat surface to begin playing.

Set

Place your markers on the leprechaun to start the game. The first person to make his/her way to the pot of gold wins the game.

Go

Solo Play:

Roll the two dice and add them together. Move your marker to the closest sum of those dice. Continue rolling and adding until you reach the end. To make the game extra fun and competitive, time yourself to see how fast you can help the leprechaun get to the pot of gold. You must roll the last digit to finish the game.

Partner Play:

On your turn, roll the dice and add them together. Move your marker to the closest sum of those dice. Take turns rolling the dice with your partner. The first person to reach the last digit by the pot of gold wins the game.

Play the game with subtraction or multiplication:

Use the second game board in the printable document for subtraction. Follow the above rules, but instead of adding the two dice, subtract the two dice. Use the third game board to play with multiplication. Multiply the two dice and move your marker to the closest answer until you reach the last digit by the pot of gold.

No dice?

If you don't have dice, write the numbers 1,2,3,4,5, and 6 twice on small pieces of paper. You should have a total of 12 numbers. Place those numbers in a bag. To play the game, draw two numbers out of the bag instead of rolling the dice.

Follow us:

On Facebook,
Instagram, Twitter,
and Pinterest
[@gallopinggamesllc](https://www.gallopinggamesllc.com)



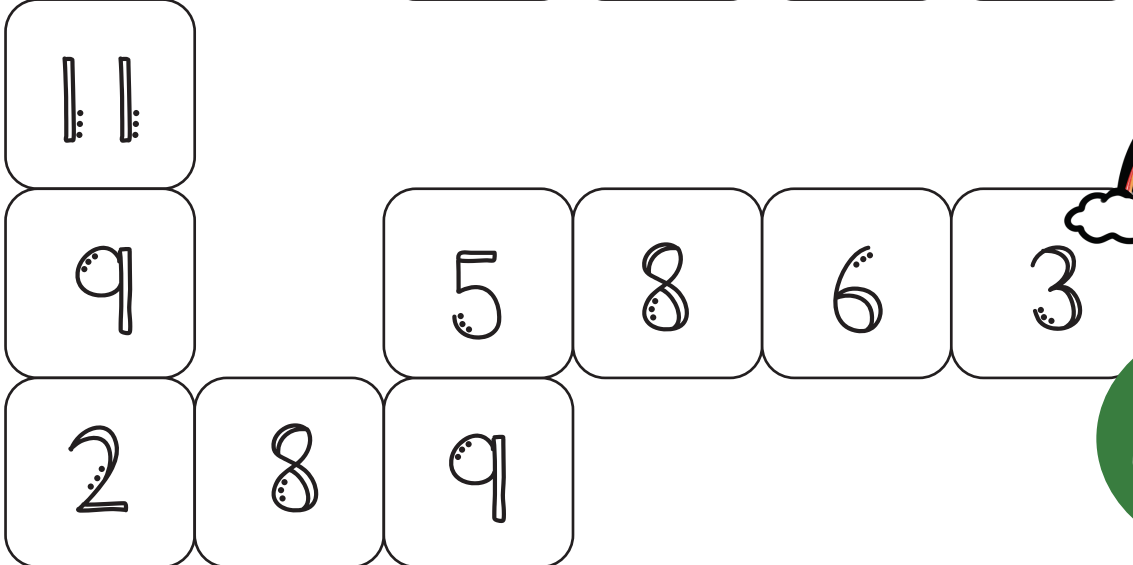
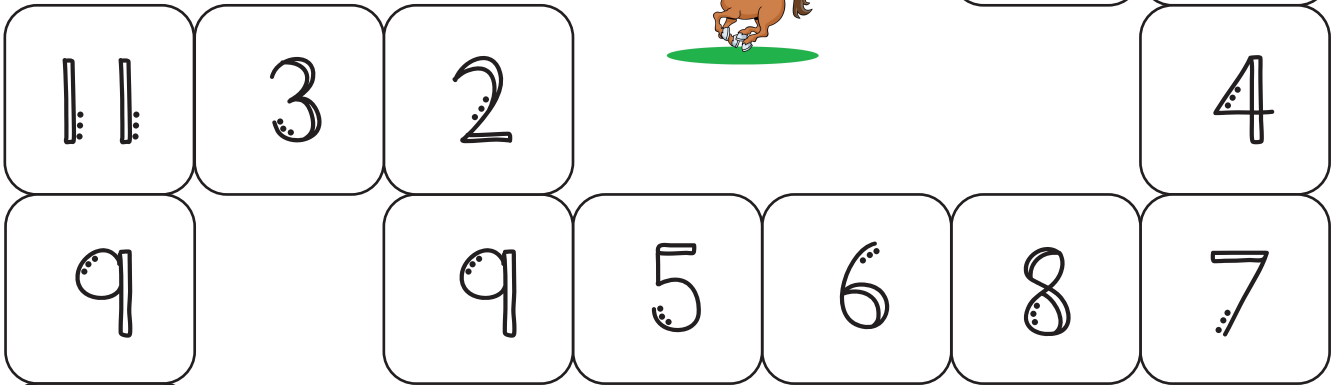
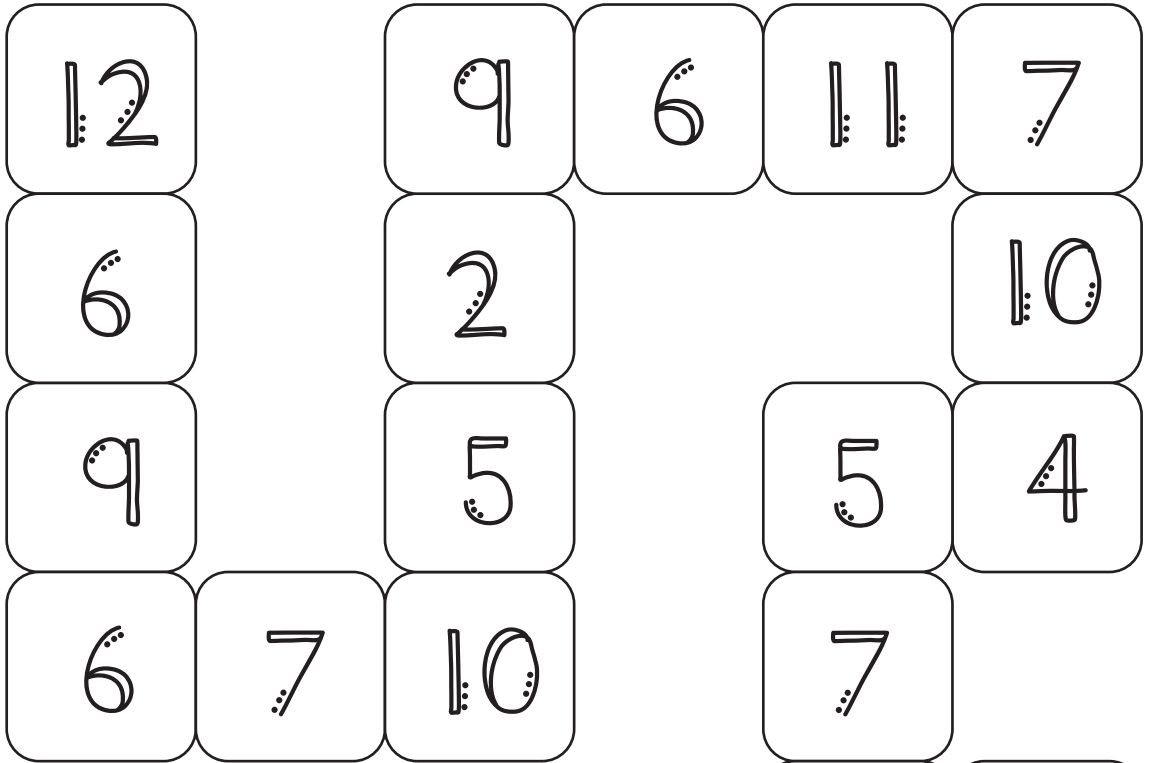
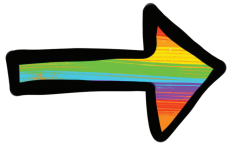
All graphics by
Galloping Games LLC.

Font: Hoppin Hollyn by
Stephany Dillon



Start

		8	4	7	11	7
5		6				
7		11	4	10	12	8
4	Rainbow Race					6
8		8	6	6	7	9
3		3				
9		5		4	11	7
12		6	8	7		9
6	Addition					7
5	9	3	6	3	9	5

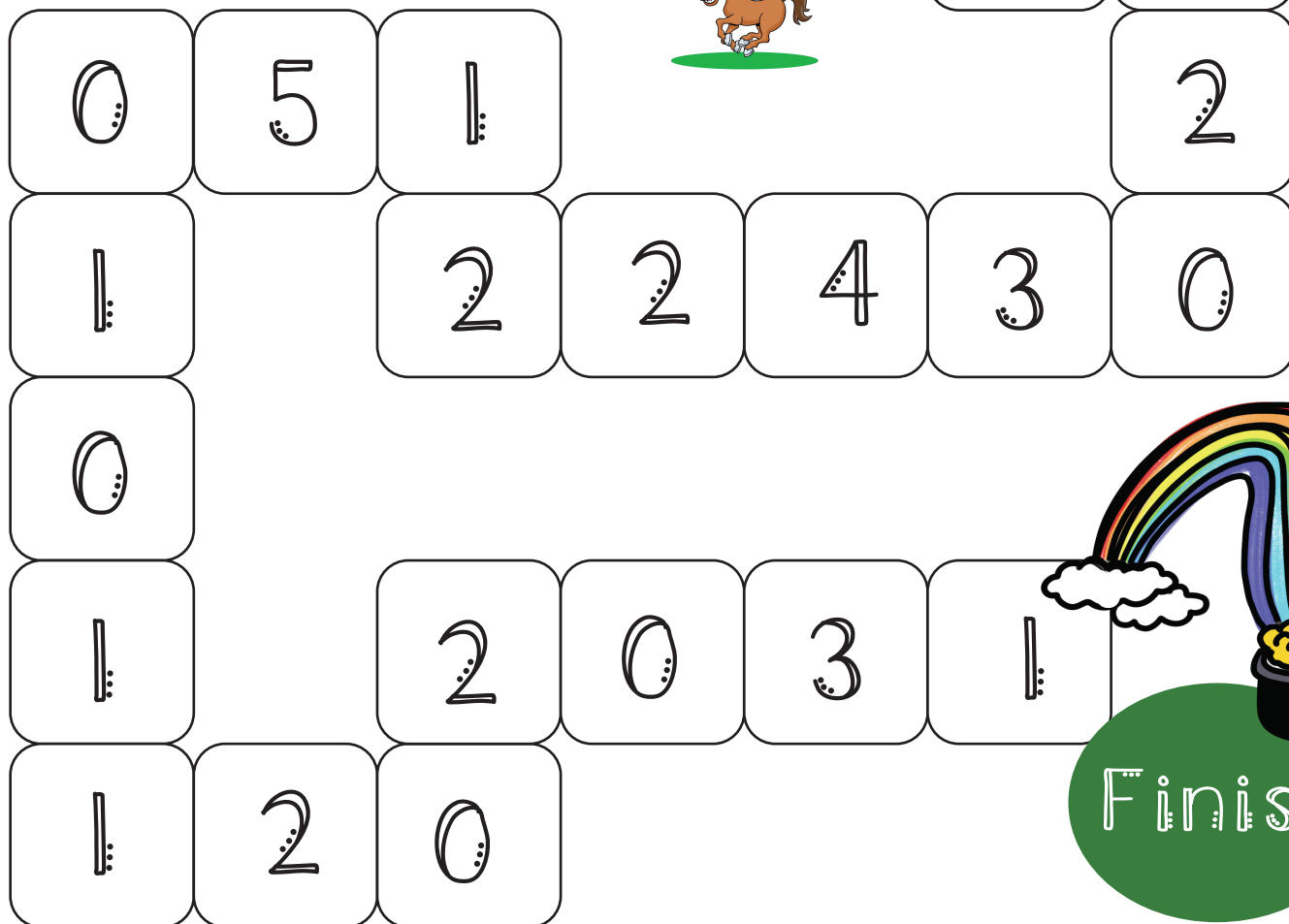
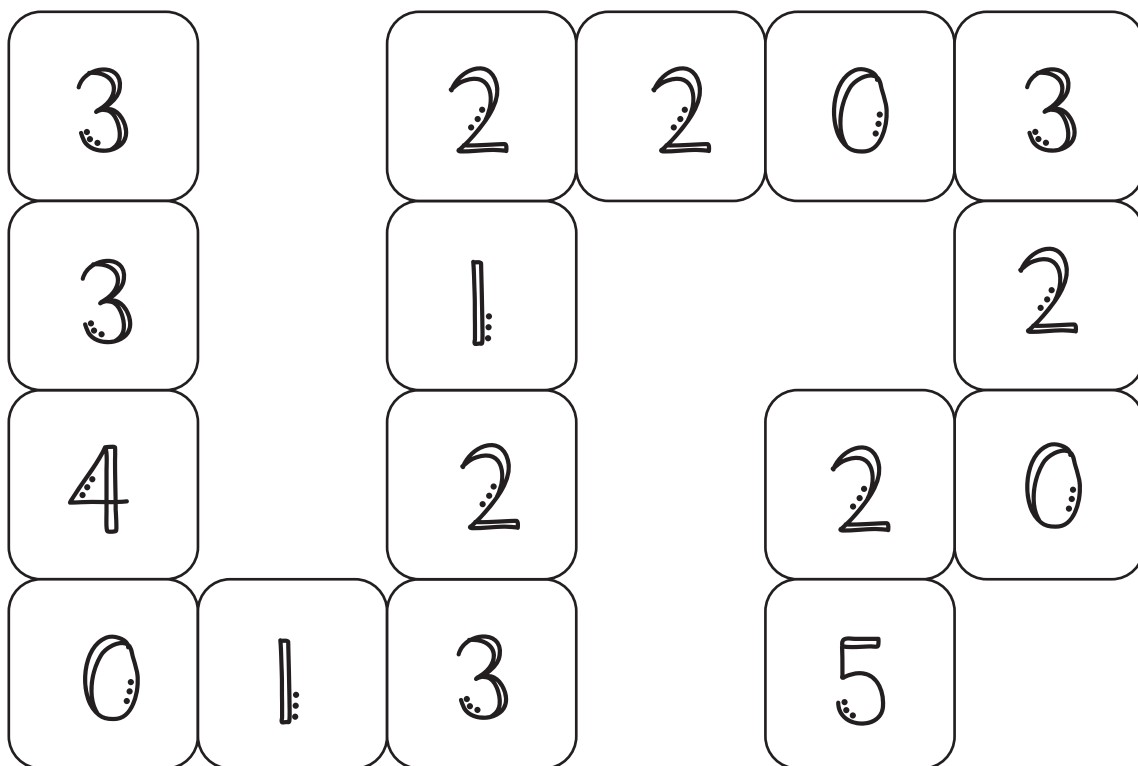



Finish



Start

	4	0	3	1	2
2	1				
2	1	2	5	1	2
4	Rainbow Race				0
3	4	1	3	1	1
0	4				
1	2		1	4	1
3	0	3	0		1
1	Subtraction				1
2	0	0	1	2	2
					1



Finish



Start

6

24

3

6

20

4

5

6

6

Rainbow Race

10

3

5

6

12

15

15

4

2

5

10

36

4

10

4

6

20

8

16

8

Multiplication

5

30

12

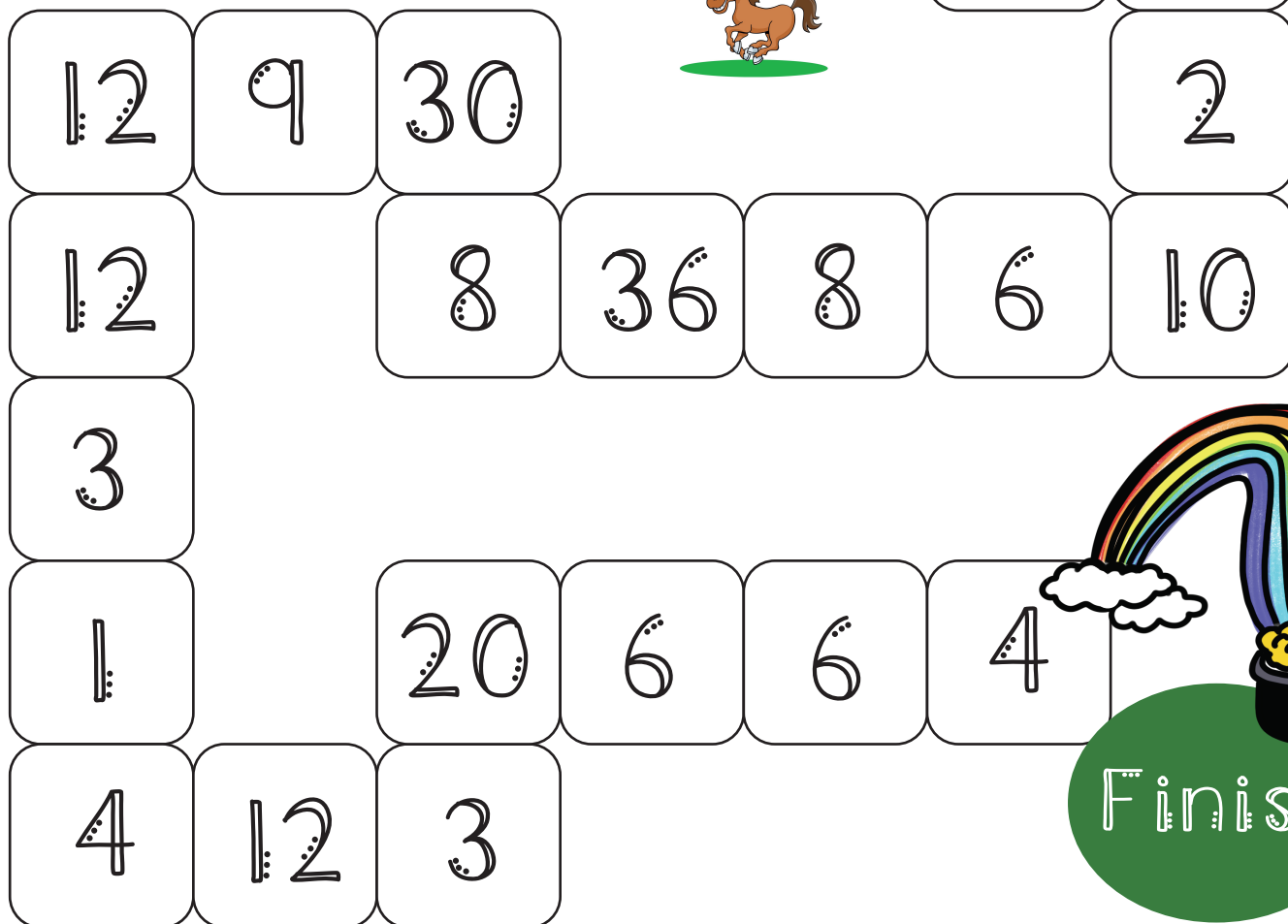
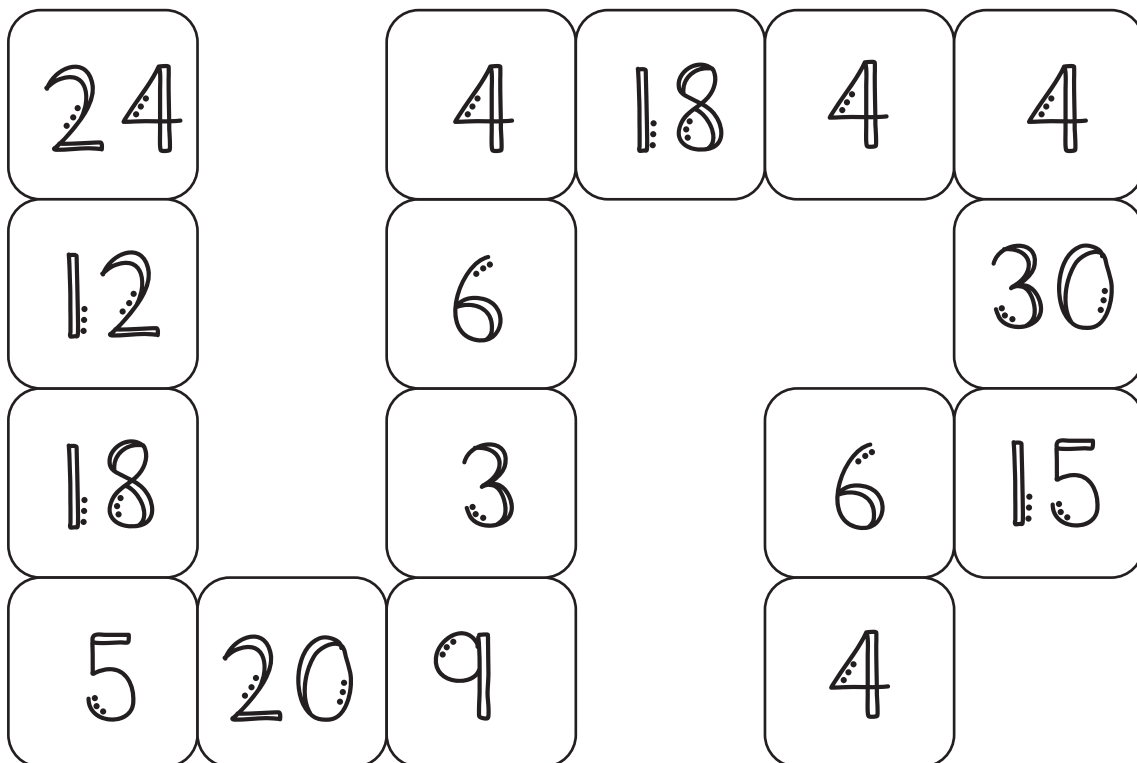

5

6

4

12

1



Finish